

This popular frame system has proven itself in the marketplace for the past 20 years as a good-looking, flexible, and cost-effective system.

Ideal for interior signage use:

- ADA Room Signs
- Directories
- Displays
- Menu Boards
- Directional Signs
- Projected Signs
- Overhead Signs



Available with round or square corners in a variety of sizes and colors.

To
order call
612-787-3312



High-Impact Styrene Frames

Our High-Impact Styrene Frames were designed to provide a flexible sign system for interior signage. Lightweight and durable, our styrene frames provide a clean finished look to the sign, with no raw edges or mounting methods visible. The sign inserts fit securely into the frames for tamper-resistant signage.

Stocked in 7 standard colors and two edge styles (square or round corners), with custom colors and finishes available.



Features:

- Proven track record
- Many sizes to choose from
- Frames can accept a variety of substrates; aluminum, plastics, etc.
- Sign inserts are easily changeable and can be modular
- Concealed mounting
- Easy installation with either screws, tape, or velcro
- Easy sign removal for building maintenance such as painting walls.

Modular Directory Frames

Our styrene frame system includes modular frame pieces to create directional signs or directories of various sizes. Simply add additional frame sections as needed.



Put our long-lasting styrene frames to work for you today.

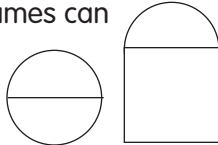
High-Impact Styrene Frames

FRAME DESIGN

Features two reveals. The front reveal gives sign inserts a recessed look. The reveal at the back of the frame gives the mounted sign a projected appearance. Available with either square or round corners.

HALF ROUND FRAMES

Two half round frames can be used together to form a round frame; or add a half round to the top or side of a rectangular frame for a unique look.



MODULAR FRAME DIRECTORY

Start with our 3 x 18 inch frame header and base, then add as many 2 x 18 frame inserts as you need for directories or wall-mounted directional signs.

COLORS

Available in white, black, gray, brown, almond, navy, or taupe. *Custom colors and finishes are available and subject to minimum order requirements.*

SNAP LOCK MECHANISM

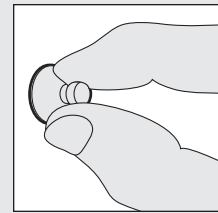
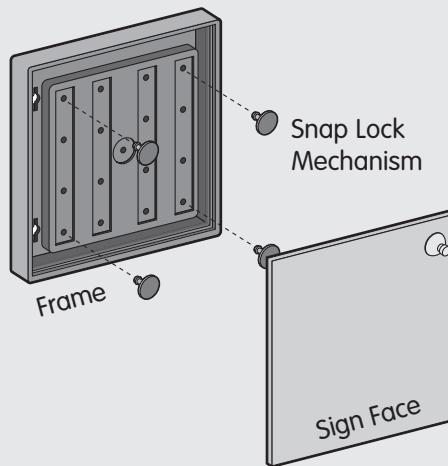
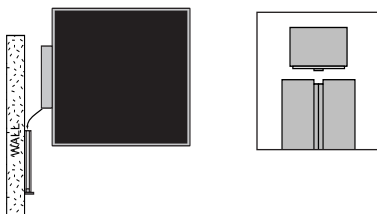
Positive locking button snaps securely into the frame slot. Each snap lock has a pressure sensitive adhesive tab to hold the sign insert securely in place and provide tamper-resistant signage.

MOUNTING

Frame back is designed for tape concealment, and includes mounting holes to accommodate standard hardware for various types of installations.

WALL / CEILING MOUNT BRACKET

Designed to hold two frames and project from a wall or ceiling. Available in white, black, gray, brown, or almond.



Suction Cup Tool used to remove sign faces.

FRAME SIZES & COLORS

SIZE (In Inches)	Square Corner							Round Corner			
	White	Black	Gray	Brown	Almond	Navy	Taupe	Black	Gray	Brown	Almond
2 x 4	✓	✓	✓	✓	✓			✓	✓	✓	✓
2 x 6	✓	✓	✓	✓	✓			✓	✓	✓	✓
2 x 8	✓	✓	✓	✓	✓	✓	✓	✓	✓	✓	✓
2 x 8 Desk Bar	✓	✓	✓	✓	✓			✓	✓	✓	✓
2 x 10 Desk Bar	✓	✓	✓	✓	✓						
2 x 10	✓	✓	✓	✓	✓	✓	✓	✓	✓	✓	✓
2 x 12	✓	✓	✓	✓	✓						
3 x 10	✓	✓	✓	✓	✓			✓	✓	✓	✓
4 x 4	✓	✓	✓	✓	✓	✓	✓	✓	✓	✓	✓
4 x 8	✓	✓	✓	✓	✓	✓	✓	✓	✓	✓	✓
4 x 10	✓	✓	✓	✓	✓			✓	✓	✓	✓
6 x 6	✓	✓	✓	✓	✓	✓	✓	✓	✓	✓	✓
6 x 8	✓	✓	✓	✓	✓	✓	✓	✓	✓	✓	✓
6 x 10	✓	✓	✓	✓	✓						
6 x 12	✓	✓	✓	✓	✓			✓	✓	✓	✓
8 x 8	✓	✓	✓	✓	✓	✓	✓	✓	✓	✓	✓
8" Half Round	✓	✓	✓	✓	✓			✓	✓	✓	✓
8.5 x 11	✓	✓	✓	✓	✓						
10 x 10	✓	✓	✓	✓	✓	✓	✓	✓	✓	✓	✓
12 x 12	✓	✓	✓	✓	✓	✓	✓	✓	✓	✓	✓
15 x 15	✓	✓	✓	✓	✓						
Modular Frame Directory											
3x18 Header/Base	✓	✓	✓	✓	✓			✓	✓	✓	✓
2x18 Insert Panels	✓	✓	✓	✓	✓			✓	✓	✓	✓
Wall/Ceiling Mount Bracket											
3 inch	✓	✓	✓	✓	✓			✓	✓	✓	✓