

*Raster™ Braille benefits:*

- Easy to read, perfectly rounded, uniform Braille dots
- Looks great
- Dome-shaped Rasters™ meet current ADA and ANSI guidelines
- Durable and vandal resistant

**Insist on the clean look of Raster™ Braille**

The Raster™ Method has quickly become the preferred process for producing ADA-compliant Braille. Fabrication is fast and easy, and the perfectly rounded Braille dots have a clean uniform appearance. Raster™ Braille can be used in almost any material, allowing greater flexibility in choice of material substrates as well as design options.

Features:

- Raster™ Braille meets all of the latest federal ADA guidelines for dot dimension, spacing, height, and shape.
- Raster™ Braille complies with ANSI A117.1 building code standards.
- Raster™ Braille complies with California Title 24 standards.
- Raster™ Braille is weatherproof in almost any environment.
- Raster™ Braille is attractive in appearance and easy to read.

Colors and Materials:

Rasters™ are available in UV-stable acrylic and metal. Use clear Rasters™ for practically invisible Braille, or use a contrasting color and the Braille becomes a design element. Rasters™ are available in:

- Black acrylic
- White acrylic
- Clear acrylic
- Stainless steel
- Brass

The Raster™ Method of Braille can be used with any computerized sign engraving or routing system that includes a Grade 2 Braille translator and a single-point drill function.

**Call
612-787-3308
for more
information**

Accent Signage Systems, Inc. is the patent holder for the Raster™ Method of Braille, Raster™ Pen, the Auto-Raster™ insertion devise, and all other Raster™ products and services.

Raster™ Method Braille Process

Raster™ Braille meets the most recent U.S.A. federal guidelines.


U.S.A. ADA BRAILLE STANDARDS:

Tactile characters must be accompanied by Grade 2 Braille.


- Braille shall have a domed or rounded shape.
- Braille shall be located below corresponding text.
- If text is multi-lined, Braille shall be placed below the entire text.
- Braille shall be separated by 3/8 inch (9.5 mm) minimum from tactile characters, raised borders, or decorative elements.
- Braille is required to be lowercase. The indication of uppercase letter(s) shall only be used for proper nouns and names, individual letters of the alphabet, initials, acronyms, or before the first word of sentences.
- Dot Height: 0.025-0.037 inch (0.6-0.9 mm)
- Dot base diameter: 0.059-0.063 inch (1.5-1.6 mm)
- Distance between any two dots in same cell, center to center: 0.090-0.100 inch (2.3-2.5 mm)
- Distance between corresponding dots in adjacent cells, center to center: 0.241-0.300 inch (6.1-7.6 mm)
- Distance between corresponding dots from one cell to the cell directly below, center to center: 0.395-0.400 inch (10.0-10.2 mm)

IMPORTANT CONSIDERATIONS:

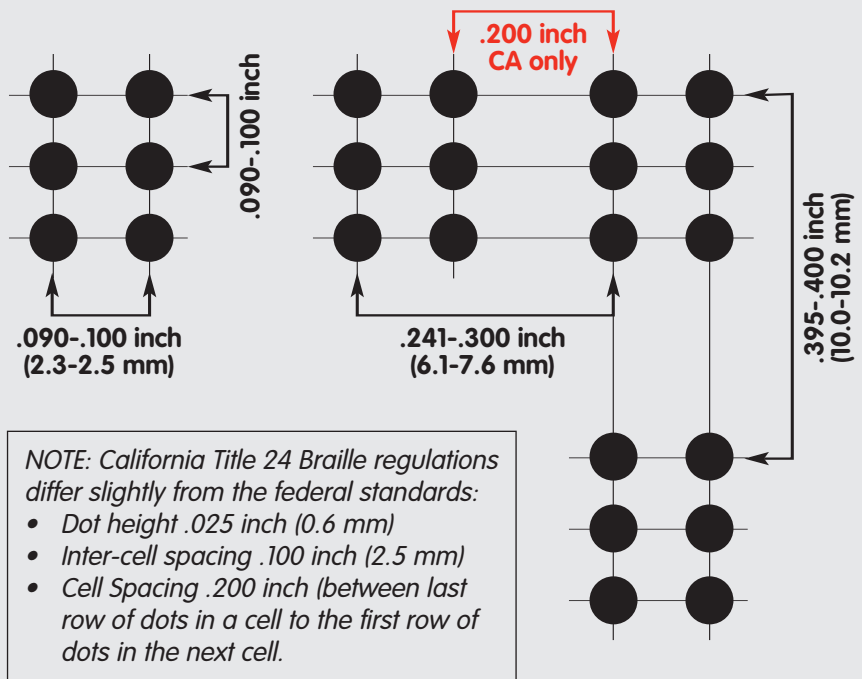
When producing signs, the Braille message should accurately represent the tactile message. Spacing changes the meaning of letters and numbers. It is important to use an accurate translator such as the Duxbury Braille Translator. It is also very important to proofread the Braille translation to ensure accuracy.



Braille dots shall have a domed or rounded shape.



Braille is made up of cells. Each cell contains six dots; three on the left and three on the right. They are numbered one through six as shown here. It is essential that the dots are uniform in size and in the appropriate position in order for the Braille reader to understand the message.



RASTER™ BRAILLE MEETS THE LATEST U.S.A. STANDARDS					
STANDARDS	Dot Shape	Dot Height	Dot Base Diameter	Inter-cell Spacing	Cell to cell Spacing
ADAAG 2004	✓	✓	✓	✓	✓
ANSI A117.1-2003	✓	✓	✓	✓	✓
California Title 24	✓	✓	✓	✓	✓
<i>Raster™ Braille complies with all federal ADA guidelines (ADAAG), universal building code standards (ANSI), as well as California Title 24 standards.</i>					

The Raster™ Method of Braille can be used with any computerized sign engraving or routing system that includes a Grade 2 Braille translator and a single-point drill function. For more information on producing Raster™ Braille, contact us at 612-787-3308.