


## SIGN SHOP SERVICES

*Accent Signage Systems, Inc. specializes in the production of interior signage. Some of the methods we use include:*

- *Applied*
- *Routed*
- *Reverse Engraving*
- *Inlaid*
- *Laser Engraving*

*We also offer:*

- *Custom Colors*
- *Digital Imaging*
- *Hot-Stamping*
- *Raster® Braille*
- *Frame Systems*
- *Technical Consultation*



### Expand Your Capabilities

If you are a sign company looking to expand into the interior signage market, or a shop that needs help with special projects and overflow, look to Accent Signage Systems, Inc. to produce your wholesale interior signs.

#### Quick Turn-A-Round

We have the ability to handle large projects and ship them to you fast when you need it. We stock a wide variety of sign material, from frames to an assortment of substrates. We can cut, bend, hot-stamp, engrave, or otherwise custom fabricate material to your specifications. We can digital print high-resolution images onto almost any substrate with amazing results.

#### ADA Expertise

ADA laws can be difficult to comprehend. At Accent we understand how frustrating this can be. Our ADA experts keep current with the latest government laws and regulations to better serve our customers.

#### Need Technical Consultation?

Each project is unique and requires its own solutions regarding production methods, sign materials, frame usage, type fonts, etc. Let our production expertise compliment your sign shop projects.

Contact us today to see how we can help you provide your clients with great-looking interior signage.

Call  
800-869-7800  
for more  
information

## FABRICATION CAPABILITIES

Accent Signage Systems, Inc. specializes in the production of interior signage. Some of the methods we use include:

- Applied
- Routed
- Reverse Engraving
- Inlaid
- Laser Engraving
- Custom Colors
- Digital Imaging
- Hot-Stamping
- Raster® Braille
- Frame Systems
- Technical Consultation

### Production Equipment Available:

- Multiple Engraving Machines bed capacity of 24"x48"
- Several Class 4 lasers, largest bed capacity about 48"x96"
- CNC Router, bed size 60"x120"
- Two digital printers, largest is 5'x9.75' capable
- Dedicated LED fabrication area
- Paint Booth
- Aluminum extrusion saw for our many custom extrusions
- Hot Stamper and Beveler for badge production
- Metal Sheer
- Various table saws, panel saws, drill presses and other production equipment



### Custom ADA Signage

If you are a sign company looking to expand into the interior signage market, or a shop that needs help with special projects and overflow, look to Accent Signage Systems, Inc. to produce your wholesale interior signage.

We have the ability to handle large projects and ship them to you fast when you need it. We stock a wide variety of sign material, from frames to an assortment of substrates. We can cut, bend, hot stamp, engrave, and custom fabricate material to your specifications. We can digitally print high-resolution images onto almost any substrate with amazing results.

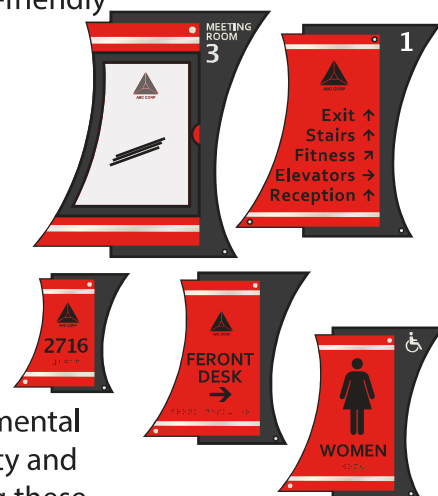
### ADA Expertise

ADA laws can be difficult to comprehend. At Accent we understand how frustrating this can be. Our ADA experts keep current with the latest government laws and regulations to better serve our customers

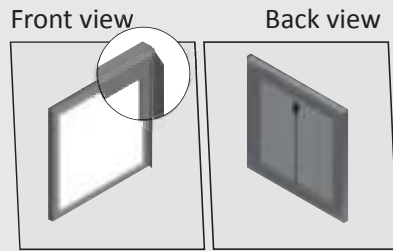
**Materia™ Ecology Series** is the first and only GREENGUARD certified interior signage system available in the United States. This eco-friendly signage system is manufactured with a unique combination of renewable and sustainable resources from cashew extract to plant starches to 100% post-consumer recycled paper and wood composites.

Third-Party Certification: The Materia™ signage line has been independently certified by the GREENGUARD Environmental Institute (GEI) for both Indoor Air Quality and Children & Schools<sup>SM</sup>. Products bearing these GREENGUARD certifications contribute to the creation of a healthier indoor environment and have been verified to meet some of the most rigorous chemical emissions standards in the world.

### Materia™ Ecology Series




## FABRICATION CAPABILITIES



**LED Light Box**

LED light boxes are lit from two edges in an ultra-slim snap frame that secures your interchangeable graphic while providing the maximum illumination for any environment.



**LED U-Channel**

Typically used in displays, exhibits, branding design solutions and architectural lighting.

LED panels are lit from two edges and held in place with a u-channel frame allowing for more permanent display environments.



**Light Boxes - Edgelit & Backlit**

- Anodized finish or custom painted to PMS
- Custom sizes up to a graphic size of "48 x "96
- LED lifecycle of ~50,000
- Snap frame for removable graphics or snap u-channel frame for more permanent displays
- Snap frames are of Accent's design and stronger than others in the market

### Two Edge Styles:

#### 100 Series

Features a thin edge with the sign insert recessed into the frame

#### 200 Series

Features a 3/16 inch radius edge design that matches our High-Impact Styrene Frames and a front reveal that allows the sign insert to have a slightly recessed appearance




100 SERIES

200 SERIES

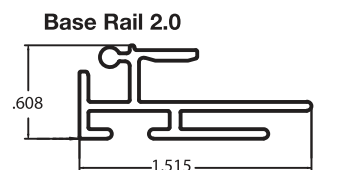
SILVER

GOLD

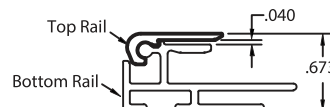
BLACK



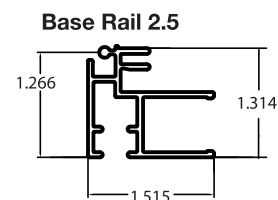
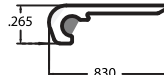
### Aluminum Extrusions



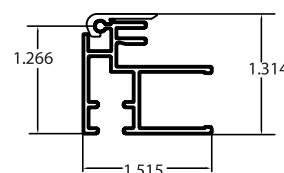
**Base Rail 2.0 with Snap Cover**



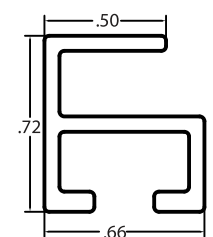
**Snap Cover**



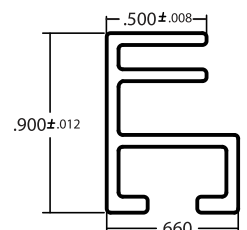
**Base Rail 2.5 with Snap Cover**



**Base Rail 3.0**



**3.5 F-Channel**



Call  
800-869-7800  
for more  
information

## DIGITAL IMAGING

Digital imaging is literally changing the face of interior signage. With high resolution photo-realistic printing, rich colors, durable prints on almost any material, digital imaging can transform your interior signage. Replacement signs are quick and easy and *match the originals . . . first time, every time.*



### Your Sign Shop Just Got a Whole Lot Bigger.

Now you can provide your clients with interior signs and name badges featuring rich, clear, digital images. Accent Signage Systems, Inc. is your wholesale partner for digital printing with a reputation for quality, service, and dependability.

We offer stunning high-resolution photo quality digital printing on almost any substrate. Whether it's a logo, photograph, or illustrated graphic, our new process can reproduce the richest colors and most intricate details accurately and consistently, in seven colors of UV-cured ink at resolutions up to 2400 x 1200 dpi.

We can print on plastic, glass, metal, wood, or almost any substrate. We can even print opaque white behind an image on dark materials, allowing for effects that weren't possible until now.

Need to add or replace a sign? Our color management expertise and consistent color reproduction ensure that your new signs will match the original signs now and in the future.

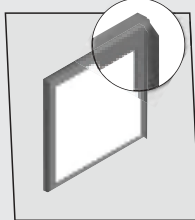
This new technology can easily be incorporated with raised tactile letters, Raster® Braille, and non-glare backgrounds for full ADA-compliance.

Put digital imaging to work for you today. Contact us for more information.


Call  
800-869-7800  
for more  
information

## LED Edgelit Display Panels

Front view



Back view




### LED Light Box

LED light boxes are lit from two edges in an ultra-slim snap frame that secures your interchangeable graphic while providing the maximum illumination for any environment.

Front view



Back view



### LED U-Channel

Typically used in displays, exhibits, branding design solutions and architectural lighting.

LED panels are lit from two edges and held in place with a u-channel frame allowing for more permanent display environments.



### Light Boxes - Edgelit

- Light Guide easily configured to fit edgelit and backlit light boxes
- Utilizes snap frame and channel systems for graphic retention



### Light Boxes - Backlit

- Low profile from 3/4" for edgelit and 2-11/32" for backlit (or greater if required)
- Does not contain mercury as in fluorescent bulbs

Accent's line of customizable edgelit LED display panels are designed to integrate functionality, a clean, chic appearance and the brightest edgelit panels on the market. Our panels are made with technology that enhances luminance and delivers ultimate uniformity.

- Ultra-Slim appearance
- Snap frame for removeable graphics or snap u-channel frame for more permanent displays
- Aluminum frame construction
- Standard sizes available
- Custom sizes up to a graphic size of 48" x 96"
- Landscape and portrait orientation
- Anodized finish or custom painted to PMS or color scales Matthews paint
- Easy mounting using L or J brackets, Z clips or channel fastener
- Manufactured in the United States
- 12 month warranty
- LED lifecycle of ~50,000 hours
- Minimal maintenance

Call  
**800-869-7800**  
for more  
information

# LED Ultra-Slim Edgelit Panels

## SNAP FRAME SPECIFICATIONS EXAMPLE

### Depth:

0.75" (19.05mm)

### Graphic Dimensions:

Same as Standard Sizes

### Outside Dimensions:

Add 0.364" (9.25 mm) to height

Add .0364" (9.25 mm) to width

### Visual Dimensions:

Subtract 0.364" (9.25 mm) from height

Subtract 0.364" (9.25 mm) from width

### LEDs:

Ultra-bright strips

UL Recognized components

12 volt, constant current

24 volt panel is UL Listed

### Average Current Draw:

0.67 amps per linear foot

### Power Consumption:

12 watts per linear foot

### Panel Weight:

~ 2.14 lbs per square foot

Standard Sizes			
Inches		mm	
H	W	H	W
11	8.5	279.4	215.9
24	36	609.6	914.4
36	48	914.4	1219.2
20	24	508	609.6

1 Inches = 25.4mm

Call  
800-869-7800  
for more  
information

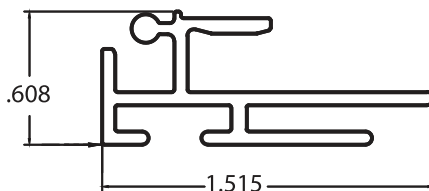


## Light Guide Light Sources

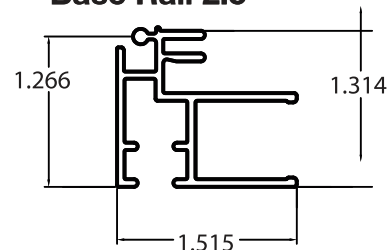
- Custom sizes from 2" x 2" up to 48" x 96"
- Brightest available on the market
- Low profile from 3/4"
- Low power consumption
- Easily configured into many applications

## Snap Lock Extrusions

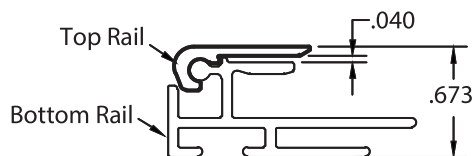
### Base Rail 2.0



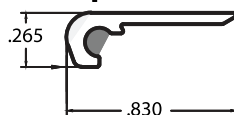
### Base Rail 2.5



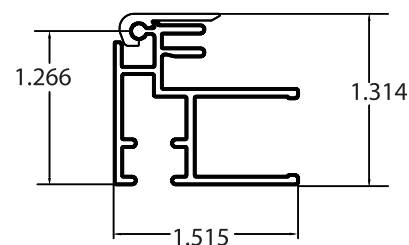
### Base Rail 2.0 with Snap Cover



### Snap Cover

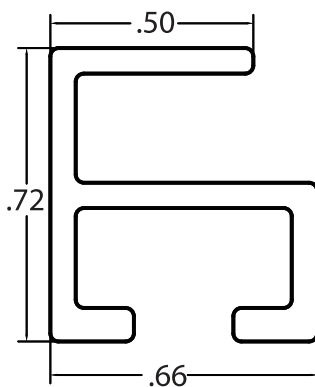


### Base Rail 2.5 with Snap Cover

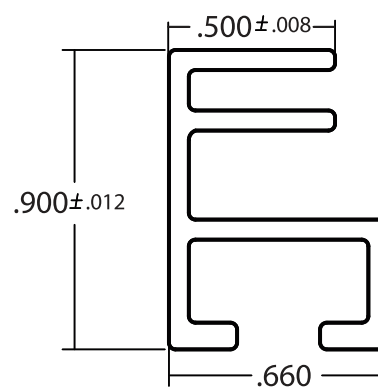


## U-Channel Extrusions

### Base Rail 3.0



### 3.5 F-Channel



## ADA LED SIGNAGE

### LEDs:

Ultra-bright strips  
UL Recognized components  
12 volt, constant current

### Average Current Draw:

0.67 amps per linear foot (12 v)

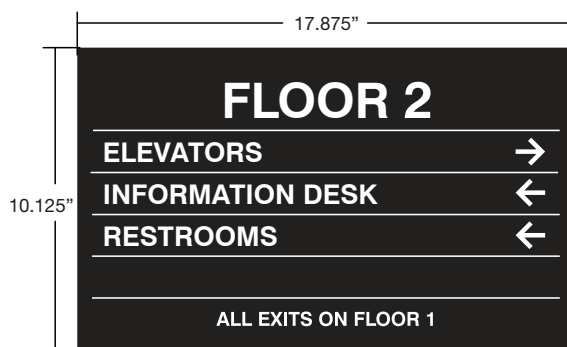
### Power Consumption:

8 watts per linear foot

### Panel Weight

~ 2.14 lbs per square foot

- Aluminum frame construction
- Anodized finish in black or satin silver
- Custom painted to PMS or color scales Matthews paint
- Variety of materials available for illuminance within ADA compliance
- Easy mounting using L or J brackets, Z clips or channel fasteners
- LED lifecycle of ~50,000 hours
- Minimal Maintenance
- Manufactured in the United States
- 12 month manufacturers warranty

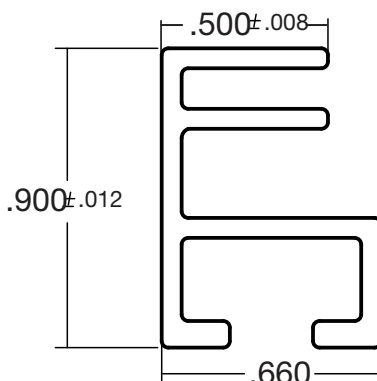


### Key

White - Illuminated 1/8" semi translucent acrylic  
Red - Illuminated vinyl under 1/8" semi translucent acrylic (other colors available upon request)

Our **ADA-compliant LED signage** has been designed for both your custom and ready-made needs. Our panels are made with technology that enhances luminance and delivers ultimate uniformity. LED panels can be lit from one or two edges and held in place with an f-channel frame allowing for more permanent display environments.

### Extrusion 3.5 F-Channel



### LED White Options:

- 6500k = Bright White
- 3500k = Warmer White

### Mounting/Power Supply Options:

- Wall Mounted Plug-in - We can provide the power supply
- Wall Mounted with hidden cords- Requires electrical wiring routed throughout walls of building

Call  
800-869-7800  
for more  
information

*This popular frame system has proven itself in the marketplace for the past 10 years as a good-looking, flexible, and cost-effective system.*

*Ideal for interior signage use:*

- ADA Room Signs
- Directories
- Displays
- Menu Boards
- Directional Signs

*Standard colors:  
black or silver*



To  
order call  
800-869-7800

## ALUMINUM FRAMES



### Aluminum Frames

The Aluminum Frame System incorporates many of the features of our popular High-Impact Styrene Frames and adds an exciting choice of metal finishes and custom sizing all at an affordable price. The frames are lightweight, durable, and provide a clean finished look to the sign with no raw edges or mounting methods visible. The sign inserts fit securely into the frames for tamper-resistant signage.

Aluminum frames have a satin anodized finish and are available in black or silver. Custom colors and finishes are available.

#### Features:

- Custom sizing
- Lightweight and durable
- Frames can accept a variety of substrates; aluminum, plastics
- Sign inserts are easily changeable and can be modular
- Concealed mounting
- Easy installation with either screws, tape, or velcro
- Easy sign removal for building maintenance such as painting walls.

#### Two Edge Styles:

##### 100 Series

Features a thin edge with the sign insert recessed into the frame.

##### 200 Series

Features a 3/16 inch radius edge design that matches our High-Impact Styrene Frames and a front reveal that allows the sign insert to have a slightly recessed appearance.



## Aluminum Frames

Aluminum frames incorporate "picture frame technology" for incredible flexibility with unlimited sizing. Pre-cut lengths are stocked in many sizes for quick assembly. Custom sizes are available at no extra charge.

### NEW FRAME DESIGN

Two edge styles are available:

#### 100 Series

Features a thin 1/16 inch edge. The sign insert fits recessed into the frame using our exclusive snap lock mechanism.

#### 200 Series

Features a 3/16 inch radius edge design that matches our High-Impact Styrene Frames and a front reveal that allows the sign insert to have a slightly recessed appearance. The sign face fits into the frame using our exclusive snap lock mechanism.

### SUPPORT BRACKETS

Support brackets are available for use with larger signs and when modular sign inserts are used. Support brackets are available in all frame sizes.

### COLORS

Available in black or silver with a satin anodized finish. Custom colors and finishes are available and subject to minimum order requirements.

### SNAP LOCK MECHANISM

Each snap lock has a pressure sensitive adhesive tab to hold the sign face securely in place within the frame and provide tamper-resistant signage. Snap locks allow for easy sign face insertion, removal, and replacement.

### MOUNTING

Frame back is designed for tape concealment. Mounting holes can be added to accommodate standard hardware for various types of installations.



Aluminum Frame

Snap Lock Mechanism



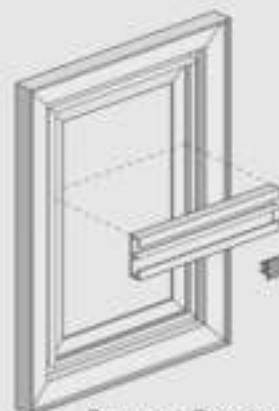
Sign Face



Suction Cup Tool used to remove sign face.



Back View



Support Bracket

### ALUMINUM FRAME PARTS ARE STOCKED IN THE FOLLOWING SIZES

SIZE	QTY. Per Pkg.	FRAME STYLE	COLOR	
			Black	Silver
3 inch (76mm)	1 pair	100 or 200	✓	✓
4 inch (101mm)	1 pair	100 or 200	✓	✓
5 inch (127mm)	1 pair	100 or 200	✓	✓
6 inch (152mm)	1 pair	100 or 200	✓	✓
7 inch (177mm)	1 pair	100 or 200	✓	✓
8 inch (203mm)	1 pair	100 or 200	✓	✓
9 inch (228mm)	1 pair	100 or 200	✓	✓
10 inch (254mm)	1 pair	100 or 200	✓	✓
11 inch (279mm)	1 pair	100 or 200	✓	✓
12 inch (304mm)	1 pair	100 or 200	✓	✓
15 inch (381mm)	1 pair	100 or 200	✓	✓
18 inch (457mm)	1 pair	100 or 200	✓	✓
20 inch (508mm)	1 pair	100 or 200	✓	✓
24 inch (609mm)	1 pair	100 or 200	✓	✓
36 inch (914mm)	1 pair	100 or 200	✓	✓
48 inch (1219mm)	1 pair	100 or 200	✓	✓
8 foot length (2438mm)	1	100 or 200	✓	✓

When fabricating sign faces, allow .005 - .010" (0.127 - 0.254 mm) clearance for expansion and contraction of materials.

## HIGH-IMPACT STYRENE FRAMES

*This popular frame system has proven itself in the marketplace for the past 20 years as a good-looking, flexible, and cost-effective system.*

*Ideal for interior signage use:*

- ADA Room Signs
- Directories
- Displays
- Menu Boards
- Directional Signs
- Projected Signs
- Overhead Signs



*Available with round or square corners in a variety of sizes and colors.*

To  
order call  
800-869-7800



### High-Impact Styrene Frames

Our High-Impact Styrene Frames were designed to provide a flexible sign system for interior signage. Lightweight and durable, our styrene frames provide a clean finished look to the sign, with no raw edges or mounting methods visible. The sign inserts fit securely into the frames for tamper-resistant signage.

Stocked in 4 standard colors and two edge styles (square or round corners), with custom colors and finishes available.




#### Features:

- Proven track record
- Many sizes to choose from
- Frames can accept a variety of substrates
- Sign inserts are easily changeable and can be modular
- Concealed mounting
- Easy installation with either screws, tape, or velcro
- Easy sign removal for building maintenance such as painting walls.

#### Modular Directory Frames

Our styrene frame system includes modular frame pieces to create directional signs or directories of various sizes. Simply add additional frame sections as needed.



**Put our long-lasting styrene frames to work for you today.**

## High-Impact Styrene Frames

### FRAME DESIGN

Features two reveals. The front reveal gives sign inserts a recessed look. The reveal at the back of the frame gives the mounted sign a projected appearance. Available with either square or round corners.

### COLORS

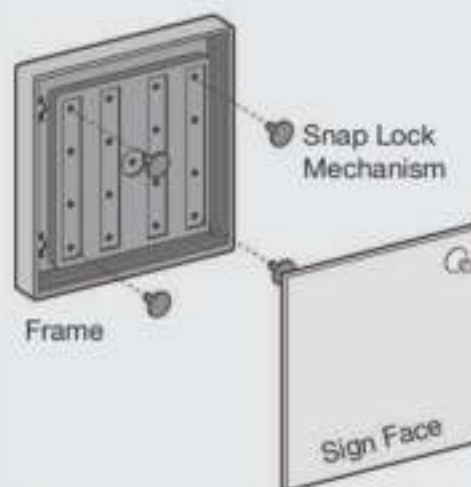
Available in white, black, grey, or almond. Custom colors and finishes are available and subject to minimum order requirements.

### SNAP LOCK MECHANISM

Positive locking button snaps securely into the frame slot. Each snap lock has a pressure sensitive adhesive tab to hold the sign insert securely in place and provide tamper-resistant signage.

### MOUNTING

Frame back is designed for tape concealment, and includes mounting holes to accommodate standard hardware for various types of installations.



Suction Cup Tool used to remove sign face.

## FRAME SIZES & COLORS

SIZE (in inches)	SQUARE CORNER				ROUND CORNER		
	White	Black	Gray	Almond	Black	Gray	Almond
2 x 4		✓			✓		
2 x 6	✓	✓	✓	✓	✓	✓	✓
2 x 8	✓	✓		✓	✓		✓
2 x 8 Desk Bar		✓	✓		✓	✓	
2 x 10 Desk Bar		✓	✓				
2 x 10	✓	✓		✓	✓	✓	✓
2 x 12	✓	✓	✓	✓			
3 x 10	✓	✓	✓	✓	✓	✓	✓
4 x 4	✓	✓	✓	✓	✓	✓	✓
4 x 8	✓	✓	✓	✓	✓	✓	✓
4 x 10	✓	✓	✓	✓	✓	✓	✓
6 x 6	✓	✓	✓	✓	✓	✓	✓
6 x 8	✓	✓	✓	✓	✓	✓	✓
6 x 10	✓	✓	✓	✓			
6 x 12	✓	✓	✓	✓	✓	✓	✓
8 x 8	✓	✓	✓	✓	✓	✓	✓
8.5 x 11	✓	✓	✓	✓			
10 x 10	✓	✓	✓	✓	✓	✓	✓
12 x 12	✓	✓	✓	✓	✓	✓	✓

## CUSTOM NAME BADGES

*Offer your customers more with custom name badges from Accent Signage Systems, Inc. We can help expand your shop's current capabilities with our wide range of specialty services.*

*The artwork, designs, and trademarks imprinted on the products displayed herein are reproduced only as examples of the type and quality of the imprinted products available and are not intended to represent that the products are either endorsed or produced by the owners of the artwork, designs, or trademarks. All trademarks displayed here are registered trademarks of their respective owners. We assume no liability for trademark or copyright infringements on customer supplied artwork.*

Call  
800-869-7800  
for more  
information



## Simple one-color to complex multi-color . . .

We do it all. At Accent Signage Systems, Inc. we offer a wide range of fabrication services, from hot-stamping to digital printing to engraving, all at very competitive prices.

We understand your need for a distinct look for your badges, so we offer a variety of fabrication methods, colors, materials, and hardware to choose from. Whether you require one-color or multi-color imprinting; traditional rectangular shapes or custom shapes; we provide quality products and exceptional service.

### COMMON BADGE TYPES AVAILABLE:

- Hot-Stamped Badges
- Engraved Badges
- Digital Printed Badges
- Custom-Shaped Badges
- Metal Badges
- Molded Badges
- Pocket Badges
- Military Badges



We offer personalized service,  
fast quotes, and quick turnaround.

Our customer service personnel can help with technical support, badge size, logo placement, best imaging methods to fit your needs, as well as, material and hardware selection.

Let Accent Signage Systems, Inc. be your wholesale source for all of your custom name badge needs.

## Name Badges

Available in just about any custom size or shape you desire.

### MATERIAL

Choose from a variety of colors and finishes. Badge materials include 1-ply or 2-ply engraving substrates and premium solid brass.

### EDGE FINISHES AVAILABLE

1. Square Corner with Beveled Edge
2. Radius Corner with Straight Edge
3. Radius Corner with Beveled Edge

### HOT-STAMPED LOGOS & GRAPHICS

Hot stamping is a dry print method using heat and pressure to impregnate colors onto a material substrate (such as plastic). Whether your hot-stamped image is a simple one-color design or a more complex multi-color design, we can provide exceptional quality with our hot-stamped badges. Choose from a large selection of glossy and matte hot-stamp colors, as well as high luster metallic gold and silver.

### DIGITAL PRINTING

Multi-color badges just got a whole lot easier. Photographic quality photos, logos, or illustrations can be digitally printed directly onto any material substrate with amazing quality. Digital printing uses ultra-durable UV-cured inks with resolutions of 2400 x 1200 dpi to produce rich colors with ease.

### ARTWORK

The finished quality of your printed logo is dependent on the quality of the artwork supplied. Artwork charges may be necessary if additional time is required to bring artwork up to acceptable standards.

EPS vector graphics, high-quality photo files (for photographic images) produce the best results. Contact us for more information.



### BADGE HARDWARE

We have a variety of badge fasteners to choose from including: pins, magnets, and clips. Metal fasteners are nickel-plated brass so they will not tarnish or discolor fabrics.

**YOUR  
LOGO  
HERE**

#### Most Common Badge Size is 1" x 3".

Available in a variety of colors and materials.

**YOUR  
LOGO  
HERE**

#### SLIP-ON POCKET BADGE

Size: 4" x 3"  
with 1-1/4" fold.  
Available in a variety of colors.

**YOUR LOGO HERE**

INSERT AVAILABLE IN A  
VARIETY OF COLORS

#### MOLDED BADGE

Available in white or black. Size: 2-1/16" x 3-5/16" with 1" x 3" insert. Digital printing or Hot-Stamping is available on the molded badge, the insert, or both.