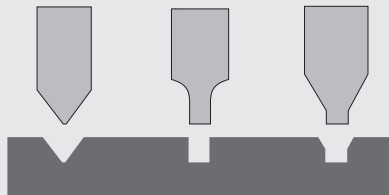


CUTTERS & ACCESSORIES

It is important to use the right cutter for the job. The illustration below shows the basic cutter shapes.




Profile Cutter Raster® Braille Cutter Inlay Cutter



Collet Drill Assembly with Carbide Raster® Drill Bit for Aluminum and two wrenches

Carbide Raster® Braille Cutter for plastics



Carbide Profile Cutter for plastics

Raster® Braille Cutter (bottom-loading) for plastics



Engraving Cutters and Drill Bits

Accent Cutters are precision sharpened and quality control tested. Depending on the type of material you will be engraving, you may need to use various cutters and drill bits. It is very important to use the proper cutter or drill bit for the job.

Raster® Braille Cutters

Accent Raster® Braille Cutters are designed to work as part of a matched component system with our Raster® Braille equipment and supplies. If you are having trouble getting the Raster® spheres to fit, you may be using the wrong cutter for the material. We sell various cutters for plastics, acrylic, metals and solid surface materials.

Tactile Text Profile Cutters

Accent quality carbide profile cutters are for cutting .010 inch tactile lettering using plastic or acrylic engraving stock.

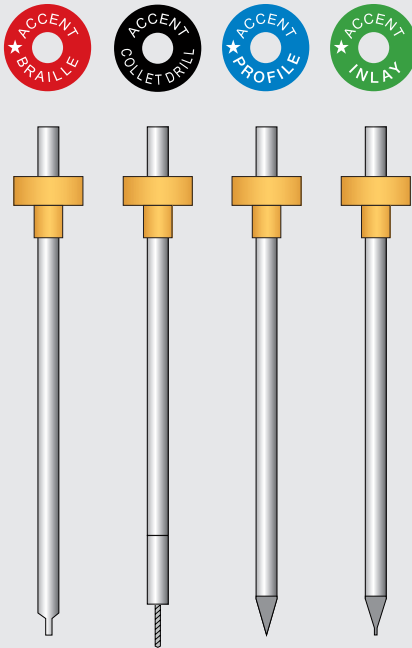
Tactile Text Inlay Cutters

Accent quality inlay cutters are used for cutting .040 inch raised inlay lettering using plastic or acrylic engraving stock.

See the back of this flyer for cutters and ordering information.

To
order call
800-869-7800

Cutters & Drills



ADHESIVE TAPE

For securing Raster® spheres into metals or solid-surface materials:

Low tack transfer tape
(1.25 inch X 100 YDS)
Part No. 38001001

Pure adhesive tape
(1/2 inch X 18 YDS)
Part No. 38001002

Use these tapes to assist in adhering Raster® spheres to non press-fit materials, such as metals, Corian® or photopolymer using the “Adhesive Assist Method.”

CUTTERS AND THEIR USE:

Raster® Braille – Red Label

These carbide cutters are for drilling holes in most engraving materials. Raster® Braille can then be inserted using the press-fit tool, Raster® Pen, or Auto-Raster®.

Raster® Braille Cutters for plastic & wood:

Part No. 35001007	11/64 inch (top load) Raster® Braille Cutter
Part No. 35001014	1/4 inch (top load) Raster® Braille Cutter
Part No. 35001015	1/4 x 2 inch (bottom load) Raster® Braille Cutter
Part No. 35001019	6 mm x 2 inch (bottom load) Raster® Braille Cutter

Raster® Braille Cutters for acrylic:

Part No. 35001008	11/64 inch (top load) Raster® Braille Cutter
Part No. 35001016	1/4 inch (top load) Raster® Braille Cutter
Part No. 35001017	1/4 x 2 inch (bottom load) Raster® Braille Cutter
Part No. 35001020	6 mm x 2 inch (bottom load) Raster® Braille Cutter

Raster® Braille Cutters For Aluminum, Brass, Stone, or Solid-Surface Materials:

Requires Collet Drill Assembly and Drill Bits (sold separately)

We recommend this bit when drilling holes for Raster® spheres in metal substrates or other materials that do not possess a “memory”. *This method should be used with an adhesive.*

Collet Drill Assembly – Black Label

Part No. 34001003	11/64 inch (top load) Collet Drill Assembly
Part No. 34001000	1/4 inch (top load) Collet Drill Assembly
Part No. 34001001	1/4 x 2 inch (bottom load) Collet Drill Assembly

Collet Drill Bits

Part No. 36001000	B50 Carbide Drill Bit <i>(for metal spheres into metal)</i>
Part No. 36001001	B52 Carbide Drill Bit <i>(for acrylic spheres into metal)</i>

B52 Carbide Drill Bits are used for installing acrylic Raster® spheres into metal substrates and are manufactured slightly larger than our B50 carbide drill bit for metals. The B50 drill bit is used for installing metal Raster® spheres into metal. *The B52 only fits in Collet Drill Assemblies sold by Accent and manufactured after July 2006.*

Raster® Braille Cutter For Stainless Steel

1/16 inch (1.6 mm) 4 Flute square-end carbide end-mill.

Note: This end-mill requires a collet spindle with a 1/8 inch collet.

Part No. 36001002	1/8 inch (3 mm) shank
-------------------	-----------------------

Profile – Blue Label

Carbide profile cutters for cutting .010 inch tactile lettering using plastic or acrylic engraving stock.

Part No. 35001004	11/64 inch (top load) Profile Cutter (.010)
Part No. 35001009	1/4 inch (top load) Profile Cutter (.010)
Part No. 35001010	1/4 x 2 inch (bottom load) Profile Cutter (.010)
Part No. 35001018	6 mm x 2 inch (bottom load) Profile Cutter (.010)

Inlay – Green Label

Inlay cutters are used for cutting .040 inch raised inlay lettering using plastic or acrylic engraving stock.

Part No. 35001006	11/64 inch (top load) Inlay Cutter (.040)
Part No. 35001013	1/4 inch (top load) Inlay Cutter (.040)
Part No. 35001021	6 mm x 2 inch (bottom load) Inlay Cutter (.040)