



The Raster® Method has become the preferred process for producing ADA-compliant Braille. Benefits include:

- Easy to read and looks great
- Fabrication is fast and easy
- Braille dots are uniform
- Dome-shaped Raster® spheres meet current ADA and ANSI guidelines
- Durable and vandal resistant



**Call
800-869-7800
for more
information**

The Raster® Method is a licensed, patented process.

Get started today producing Raster® Braille

It's as easy as . . .

1. Sign a license agreement with us to use the Raster® Method.
2. Have a routing/engraving system that includes a Grade 2 Braille translator and a single-point drill function.
3. Purchase the Raster® Pen License Kit which includes everything you need to get started producing Raster® Braille.

Raster® Pen License Kit includes:

- Raster® Pen insertion device
- Framed Raster® License for using the patented Raster® Method
- * 10,000 acrylic UV stable Raster® spheres (clear, white, or black)
- Weeding tool (for raised letters)
- Sign cleaning brush
- "How To Create Great-Looking Interior Signage" manual
- CD ROM with ready-to-use sign layouts and more
- Raster® Braille sign sample
- High-Impact styrene frame color selection key-chain
- Aluminum modular frame color and edge key-chain
- Organizer case for Pen contents

Call today and see how easy producing ADA-compliant Braille can be.


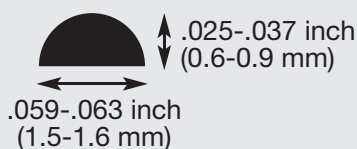
Raster® Method Braille Process

Raster® Braille meets the most recent U.S.A. federal standards.

U.S.A. 2010 ADA BRAILLE STANDARDS:

Tactile characters must be accompanied by Grade 2 Braille.

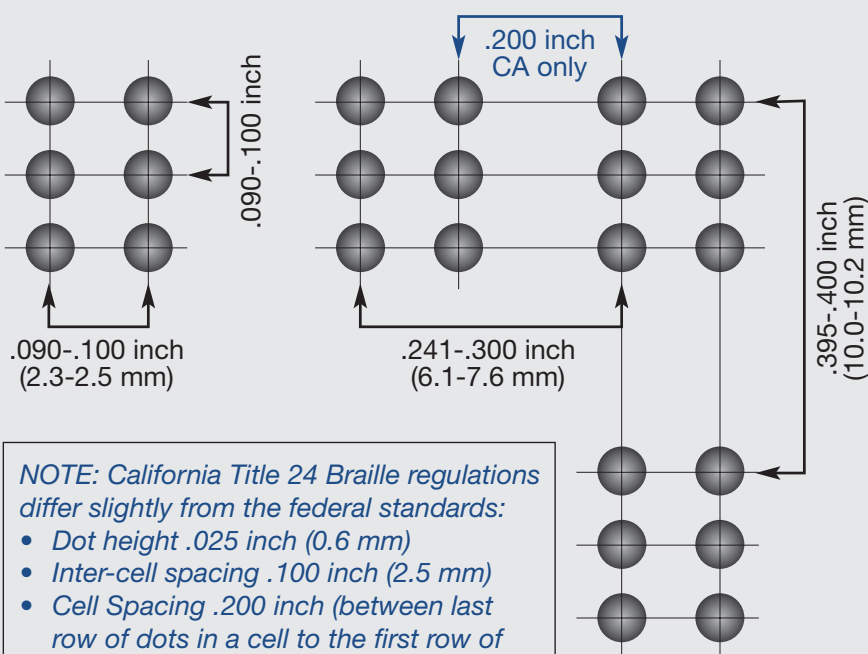
- Braille shall have a domed or rounded shape.
- Braille shall be located below corresponding text.
- If text is multi-lined, Braille shall be placed below the entire text.
- Braille shall be separated by 3/8 inch (9.5 mm) minimum from tactile characters, raised borders, or decorative elements.
- Braille is required to be lowercase. The indication of uppercase letter(s) shall only be used for proper nouns and names, individual letters of the alphabet, initials, acronyms, or before the first word of sentences.
- Dot Height: 0.025-0.037 inch (0.6-0.9 mm)
- Dot base diameter: 0.059-0.063 inch (1.5-1.6 mm)
- Distance between any two dots in same cell, center to center: 0.090-0.100 inch (2.3-2.5 mm)
- Distance between corresponding dots in adjacent cells, center to center: 0.241-0.300 inch (6.1-7.6 mm)
- Distance between corresponding dots from one cell to the cell directly below, center to center: 0.395-0.400 inch (10.0-10.2 mm)



Braille dots shall have a domed or rounded shape.



Braille is made up of cells. Each cell contains six dots; three on the left and three on the right. They are numbered one through six as shown here. It is essential that the dots are uniform in size and in the appropriate position in order for the Braille reader to understand the message.



RASTER® BRAILLE MEETS THE LATEST U.S.A. STANDARDS

STANDARDS	Dot Shape	Dot Height	Dot Base Diameter	Inter-cell Spacing	Cell to cell Spacing
2010 ADA (ADAAG)	✓	✓	✓	✓	✓
ANSI A117.1	✓	✓	✓	✓	✓
California Title 24	✓	✓	✓	✓	✓

Raster® Braille complies with all current federal ADA standards (ADAAG), building code standards (ANSI), as well as California Title 24 standards.

The Raster® Method of Braille can be used with any computerized sign engraving or routing system that includes a Grade 2 Braille translator and a single-point drill function. For more information on producing Raster® Braille, contact us at 612-377-9156.